

Policy and Operations Manual

INTENTIONALLY BLANK

Introduction

I shall start this introduction with a quote;

Cayman Airways Virtual was established back in 2007. We are a voluntary, non- profit organisation, that fulfils a role to provide a structured, hands-on educational environment for aspiring pilots. The organisation is affiliated to Cayman Airways - although it is not financially linked to the airline.

Through partnership with the Virtual Air Traffic Simulation Network (VATSIM), Cayman Airways Virtual provides an environment where individuals can learn about the principles of flying for an airline to a fairly advanced level, using commercially available software to create a simulated 'virtual airspace' that is identical in navigational terms to the real world. This highly realistic system acts as a 'knowledge gateway' for aspiring pilots, by allowing them to assimilate some of the more challenging aspects of airline flying but in a relaxed and pressure free environment.

Cayman Airways Virtual has a membership of more than 100, including aspiring teenagers, active and retired airline captains, and enthusiasts alike.

The organisation does not charge its members to join and is run by a team of volunteers.

Cayman Airways Virtual CEO :: Jonathan Schutte

June 2009

When applying for Cayman Airways Virtual, you are accepting the responsibility of reading and understanding this document, and that you agree to follow the rules given inside. It is designed to ensure that the standards upon which Cayman Airways Virtual was established are upheld, and that the atmosphere within our airline remains respectful of all pilots regardless of experience, race, creed or gender.

We encourage you to read through this guide, and absorb all the contents prior to your first flight with Cayman Airways Virtual; it will answer many, if not all of your queries, and give you an idea of what this airline is all about.

Thanks you so much for reading, and best wishes,

Christopher Martin
Former Applications Administration Officer/Events Coordinator
Cayman Airways Virtual

Fellow Pilots,

vCayman Airways, also known as FlyCay, is a virtual aviation environment through which one may pursue dreams of flying for an airline in a variety of aircraft. The fact that many of our flights take place in and out of beautiful Caribbean locations, places a premium on FlyCay membership.

FlyCay began as a blank screen which through the imagination of CEO and Founder Jonathan Schutte, evolved into a virtual escape for aviation enthusiasts within the often trying and hectic setting of the real world. Within this virtual environment, FlyCay pilots participate in numerous adventures which would be impractical in the real world. FlyCay pilots participate in events called, “Turtle Dashes.” Turtle dashes are bi-weekly events in which we gather at a pre-designated location and fly together, on mass, to a destination. These locations change with every event to keep pilots immune to complacency and out of the “routine.” FlyCay also has events known as “Real World Ops Days.” During these days, our virtual airline flies the identical schedule to our real life inspiration, Cayman Airways. All flights have primary and secondary pilots and depart and arrive so as to mimic the exact Cayman Airways flight times and routes. This type of event adds just that much more realism to the virtual environment.

Simply becoming a pilot at FlyCay is only a very minute part of your virtual experience. For added realism and truly to make the experience worthwhile, our pilots also run VAFS financial tracking software which allows pilots to see how much money they are earning as well as their in-flight performance. To finalize the “more real than real” experience of being a FlyCay pilot, VATSIM flying is utilized. The VATSIM network allows a pilot to fly within an online environment with hundreds of other pilots and air traffic controllers. Within this environment one can see all other aircraft within VATSIM and are in contact with air traffic controllers for ever important clearances. Many of our pilots are VATSIM controllers, so help is always available. Once someone flies on VATSIM for the first time, you are forever addicted.

With all this to offer, the finest thing FlyCay has to offer has yet to be mentioned. Our highest and greatest contributions to the online flying environment are the friendships between our pilots. FlyCay utilizes TeamSpeak for online verbal communications. Every day and night our pilots are found on TeamSpeak socializing, having lots of laughs as well as talking aviation and flying. Every pilot is strongly encouraged to come on TeamSpeak and meet other FlyCay pilots. Teamspeak is a terrific place to form

friendships, plan events and get help with problems whenever they may arise. Additional help and immense amounts of information concerning every aspect of FlyCay workings can be found in the forums on the FlyCay website www.FlyCay.com. The forums are considered the non-verbal communications network of FlyCay. One visit to the forums and you'll surf constantly looking for topics of interest or creating some of your own.

I hope this introduction has helped give some idea as to the fun and good times which await FlyCay pilots. We are committed to the constant betterment of the virtual airline experience. FlyCay and its officers are always available to help in any way possible as well as to discuss any ideas our pilots may have for the future of FlyCay.

So let's grab a seat and a joystick and do some flying together, welcome to FlyCay.

Kenneth Reed
AmeriCay Airlines Director :: Applications Administration Officer
Cayman Airways Virtual

Recruitment Process

We at FlyCay do not believe in recruitment through aggressive unsolicited measures. We have always believed that if we produce a good product that people enjoy, our roster will swell simply by word of mouth. Time and experience have shown this to be quite true. Certainly, events flown on VATSIM as well as our magnificent website designed by our CEO and Founder Jonathan Schutte are very powerful recruitment tools. We always respond to any chat inquires while on VATSIM from other pilots and direct them to our website. Members are strongly discouraged from blindly sending chat/text messages to other pilots for the purpose of recruitment. Staff members of FlyCay neither participate in nor tolerate this activity toward our own members. We have a great virtual airline and it will grow on its own merits.

Administration & Recruitment Policy

Cayman Airways Virtual is a Virtual Airline that supports users of Microsoft Flight Simulator 2004 and Microsoft FSX, we have had one or two tests on the X-Plane system that were confirmed working, but we provide no support for the X-Plane platform.

- **The applicant must submit their real identity.**
- **The applicant must be able to show professionalism and maturity in all aspects of the Cayman Airways Virtual operations.**
- **The applicant must be in possession of a legal copy of Microsoft FS9 or FSX.**
- **The applicant must be over the age of 13 at the date of application.**
- **The applicant must be able to make and file their first flight within 7 days of acceptance.**
- **The applicant must have the ability to fly a Cayman Airways Virtual flight at least once every 30 days.**
- **Any member removed from the roster as a result of Board level action shall be permanently restricted from re-joining.**
- **Any member removed from the Cayman Airways Virtual roster due to inactivity will be permitted re-entry once only. Should the member be removed again for any reason, they will not be permitted to return.**
- **Members of other virtual airlines that model Cayman Airways Virtual will not be accepted.**

Events

The Events Division at FlyCay is a team of fresh and creative minds working together to bring you the best events. They perform daily tasks to bring the best of events to our pilots, which include planning, advertising, answering emails, and updating the forums.

Cayman Airways Virtual offers our bi-weekly event called the “Turtle Dash”. This is an organized event where we will fly from either the Caribbean to another Caribbean destination, or we will go from an airport in the Caribbean to an airport on the East coast of the USA. With these “Turtle Dash” events we have implemented a time separation between aircraft. Aircraft will depart with 5 minutes separation (Example; CAY102 departs at 8:45PM, the next aircraft will not depart until 8:50PM).

With this time separation we needed a way to organize all of our departures; this is why we initiated our current departure slots. In each of our “Turtle Dash” forum posts we include a schedule in which you must book your flight. To the right you will see an example of our schedule for our Turtle Dash events.

Don’t know how to get a departure slot for a Turtle Dash event? We can fix that! Your first step is to find an open departure slot suitable for you. You can then email event.relations@FlyCay.com to request for your departure slot; we will then update it as soon as we receive it. With our “Turtle Dash” events we ask that all pilots be on Teamspeak and ready to depart 15 minutes prior to your departure slot.

| Departure Time | Callsign |
|----------------|------------------|
| 8.30PM | CAY408-Ralph |
| 8.35PM | CAY102-Jon |
| 8.40PM | CAY100-Christian |
| 8.45PM | CAY420-Jeremy |
| 8.50PM | CAY201-Chris |
| 8.55PM | CAY911-Ken |
| 9.00PM | CAY |
| 9.05PM | CAY |
| 9.10PM | CAY |
| 9.15PM | CAY |
| 9.20PM | CAY |
| 9.25PM | CAY |
| 9.30PM | CAY |

Pilots are not required but encouraged to fly on the VATSIM network during our “Turtle Dash” events. When flying on VATSIM you must put a few specific subjects in your VATSIM remarks.

Cayman Airways Virtual // www.FlyCay.com // [Your Name Here] [Your CAY ID Here] / Turtle Dash Event! / [Your FlyCay Hub] /

An occasional event that is very much enjoyed by many pilots here at FlyCay is the “Real World Operations” event. This event is where all participating pilots must work together for a full day, flying real world routes and time schedules. For this event we take a complete day of operations from the real life Cayman Airways and replicate that in our virtual airline. This includes Active pilots, reserve pilots for every flight, real world routes and departure times. All of these flights are flown using either the Boeing 737-300 or the Twin-Otter just as the real world airline.

For this event all pilots must be very punctual in their flying, pilots must keep to a strict departure and arrival time. Pilots are asked to be ready to depart at least 15 minutes prior to their departure time. For a pilot to receive full credit for doing a “Real World Operations” route he/she must fly on the VATSIM network. We ask that pilots use the correct callsign when flying on VATSIM, do not use your CAY ID. We encourage all pilots to stay connected to VATSIM and remain at the gate after your flight until the next flight arrives or until your next flight.

In our “Real World Operations” event we have a schedule that is posted in the forums. To fly the event you must contact the events department to request your route(s). Simply email event.relations@FlyCay.com and tell them the flight number and departure time of the flight(s) that you want, they will update the schedule as soon as they can. Here is an example of what the schedule looks like for the real “World Operations Event” (Schedule has been modified to save space):

| Flight Number | Departure Airport | Destination Airport | Departure Time (zulu) | Departure Time (CST) | Departure Time (EST) | Active Leg Pilot | Reserve Leg Pilot | |
|---------------|-------------------|---------------------|-----------------------|----------------------|----------------------|------------------|-------------------|----------------------|
| CAY602 | MWCR | MKJS | 1200 | 7:00 AM | 8:00 AM | CAY165- Liam | | Available to book: |
| CYX4421 | MWCR | MWCB | 1200 | 7:00 AM | 8:00 AM | CAY408- Ralph | | 10 Flights to book! |
| CAY102 | MWCR | KMLA | 1200 | 7:00 AM | 8:00 AM | CAY126- Lloyd | | |
| CYX4622 | MWCR | MWCB | 1300 | 8:00 AM | 9:00 AM | | | Booked Flight: |
| CYX4422 | MWCL | MWCB | 1500 | 10:00 AM | 11:00 AM | CAY198- Jerry | | 12 Booked Flights! |
| CYX4422 | MWCB | MWCR | 1530 | 10:30 AM | 11:30 AM | | CAY198- Jerry | |
| CAY200 | MWCR | KTPA | 1700 | 12:00 PM | 1:00 PM | CAY165- Liam | | Cayman Xpress Flight |
| CYX4423 | MWCR | MWCL | 1800 | 1:00 PM | 2:00 PM | CAY408- Ralph | | |
| CAY105 | KMLA | MWCR | 2115 | 4:15 PM | 5:15 PM | CAY102- Jon | | Active Pilots: |
| CYX4425 | MWCR | MWCL | 2205 | 5:05 PM | 6:05 PM | CAY505- Tim | CAY201- Chris | CAY102- Jon |
| CYX4425 | MWCL | MWCB | 2245 | 5:45 PM | 6:45 PM | CAY505- Tim | CAY201- Chris | CAY165- Liam |
| | | | | | | | | CAY198- Jerry |
| | | | | | | | | CAY201- Chris |
| | | | | | | | | CAY408- Ralph |
| | | | | | | | | CAY505- Tim |
| | | | | | | | | CAY126- Lloyd |

One special part of the Events Division is the “Screenshot Competition”. Every month the FlyCay forums have a “Screenshot Competition”. In this competition are two sections; “Edited” and “Unedited”. For the edited competition, entries can only be up to 50% photoreal. A pilot may only submit 1 entry per competition (1 entry for the edited competition, 1 for the unedited competition).

With all of our events and competitions rewards are given. With competitions the winner receives \$2,000 VAFS dollars; the winner is also eligible to choose next month's competition theme! For our "Turtle Dash" events 200 hubs points are given to each participating pilot. When flying our "Real World Operations" event each participating member will receive 500 hub points per flight completed.

As a FlyCay pilot you have chosen a main base of operations called a hub. You are not restricted to fly only at this hub; you are able to fly any FlyCay route available. Every flight you do in and out of your hub will reward you "Hub Points". Each month the hub that has earned the most points will be announced.

Starting soon we will be incorporating a calendar system in which we will post all of our events. This will make it easy for pilots to see upcoming events. Watch out for this!

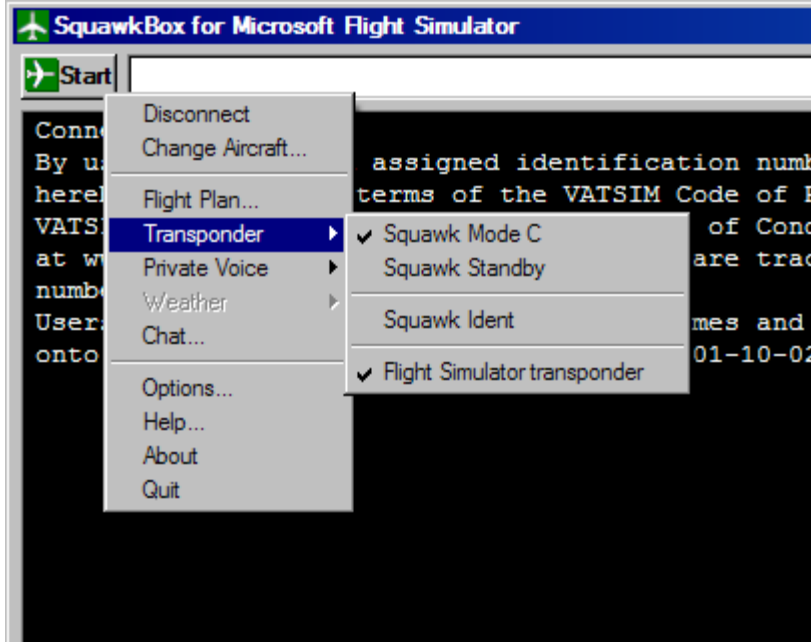
For more information on up-coming events visit our [Events Forum](#)
Any questions regarding events can be emailed to event.relations@FlyCay.com

Flying Online

At FlyCay, most of our pilots maintain a strong online presence. The staff at FlyCay prides itself on making sure all of our pilots are knowledgeable when flying online. If you have passed the entrance exam, you have shown aptitude for the basics of flight. Online, you will have to bring that knowledge to the table as well. Most of what a controller requests, is very easily accomplished with basic aeronautical knowledge.

Getting Started

Once you have an established VATSIM account and ID, you will need a program which will allow your Flight Simulator to communicate with the VATSIM network. This is of course acknowledging that you already have a VATSIM ID. (Note: Flying on IVAO is currently not supported). The two programs that are generally used are SQUAWK BOX (<http://squawkbox.ca/>) or FSINN (<http://www.mcdu.com/>). You will need to download and install one of these programs.



* Reminder – In order to SQUAWK NORMAL or STANDBY, this must be done via the VATSIM software and not in the actual transponder in the aircraft and FSINN. (<http://www.mcdu.com/>).



Logging On

Before you log on, make sure you are not on an active runway. Park your aircraft at a terminal before you log onto the VATSIM network. Once on, make sure you Squawk Standby. Do not squawk normal (mode Charlie) until told to do so by ATC or when entering a Taxiway. At this point, start VAFS and begin prepping yourself for getting your clearance.

Filing Your Flight Plan

First, you will need to create a flight plan. FlyCay does not allow the use of flying DIRECT. Creating or finding a valid flight plan, will not take you long. It is an extra step that will add to the realism of flying online. Your callsign will be your FlyCay ID. (begins with CAY) Departure and Arrival airports are in ICAO code format as well as the alternate. Cruise speed will depend on the capabilities of your aircraft. Cruise altitude is determined according to the general direction of flight. The route generally starts with either a SID (Standard Instrument Departure) or your first waypoint. The flightplan will end with either a STAR (Standard Terminal Arrival Route) or your final waypoint. If you are fortunate to have ATC available, expect ATC deviate you slightly but eventually they will put you back on your planned route. Here is an example of the most common Flight Plan Route from Owen Roberts to Miami International.

RIKEL UG877 UCL UG448 TADPO G448 MTH DVALL.1

On VATSIM, you can either file your flight plan through SQUAWK BOX or FSINN, or through the VATSIM website.

The remarks section will vary depending on event. If you are flying during a non-event, your remarks should state the following ...

Cayman Airways Virtual // www.FlyCay.com // Your Name // Your Call Sign // Your Hub/ Division

The only other items that may go after your initial remarks should be pertaining to your flight.

The following should NEVER be added to your remarks section.

- Names of other Virtual airlines for whom you may fly.
- Newbie pilot
- Type of payware aircraft
- Type of weather program (realize that if your on the VATSIM network, the controller assumes you are flying with real world weather)

Normally during an event, the remarks section will be altered. All of the information that will need to go into the remarks section of your flight plan as well the route for that event will be listed in the FlyCay forums.

The following is a list of freeware flight plan creators.

www.vataware.com – use the “City Pair match for the most popular FP’s.

www.flightaware.com – these are real world routes inside the US.

<http://rfinder.asalink.net/free/> - frequently used in the Flight Simulator community.

www.simroutes.com – this program allows you to download a FP for use with a GPS

Calling For Clearance

Ok, so you are filed and ready to go. Flight plan looks good and we are ready to be cleared. Firstly, the correct station must be contacted for clearance. If all stations at a particular airport are active, they must be contacted in this order.

DEL = Clearance Delivery (There only function is to issue clearances)

GND = Ground (Will hand you off to the preceding station before the active runway)

TWR = Tower (Will hand you off to the preceding station once airborne)

DEP = Departure

APP = Approach

CTR = Center (If Center is the only manned position, be patient with clearances)

OCE = Oceanic (Normally, will not issue clearances)

We at Cayman Airways Virtual, always try to instill a sense of professionalism in every pilot. Let’s face it, flying is fun. Flying using real world techniques and procedures adds to the fun. So let’s keep it fun and let’s keep it professional when communicating with ATC. Remember, some of the staff members are ATC controllers and a few of us are ATC instructors.

VAFS

Firstly - Downloading VAFS

<http://www.vafinancials.com/newsite/downloads.php>

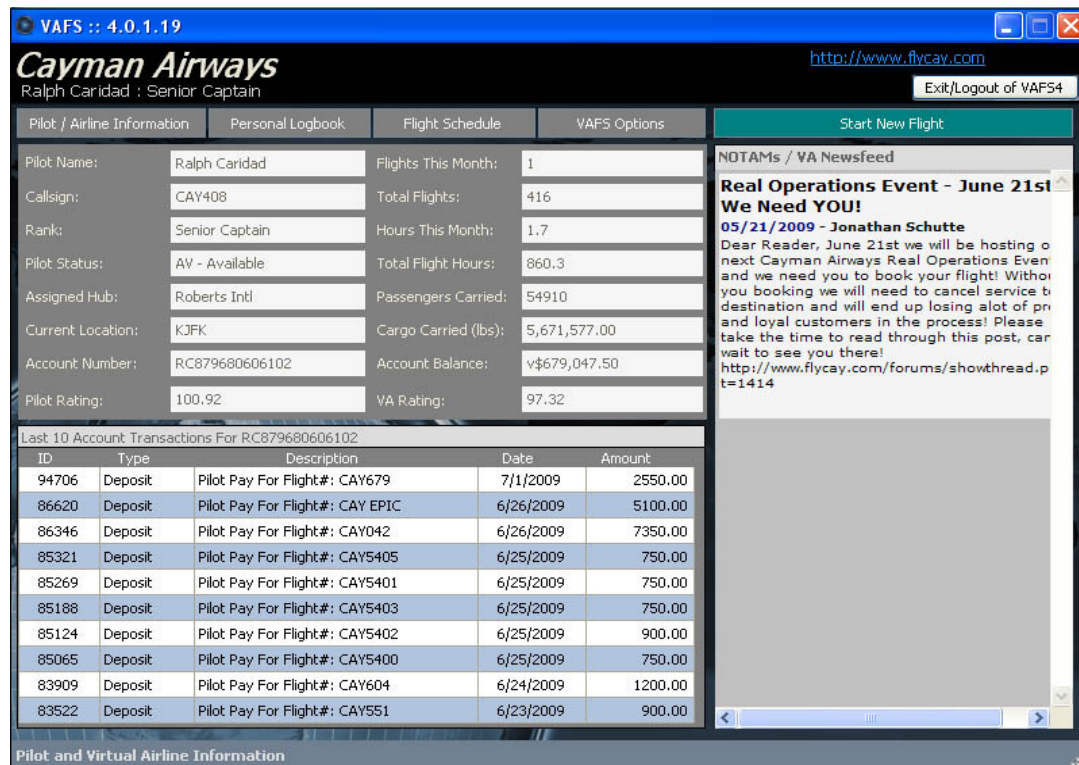
Click on “VAFS PILOT CLIENT” to download the VAFS installer. As of 7/2/09, the latest version was 4.0.1.19. Make sure you have Microsoft NET 2.0 from the Microsoft website as well as the latest version of FSUIPC from (<http://www.schiratti.com/dowson.html>).

Once you have downloaded, and installed that program (VAFS) run it, before you run Flight Simulator, this order here doesn't matter, but I advise you to run VAFS before FS.

Secondly – Logging in

Log in to VAFS, you should have received an email that allows you to create a username and password for yourself, if you didn't then you can send an email to human.resources@FlyCay.com and one of our Pilot Relations Specialists will email you the appropriate link. Log in to VAFS with your information, you should see a screen with your personal account details, your routes flown, total hours, total miles and cash etc.

Looks like this:

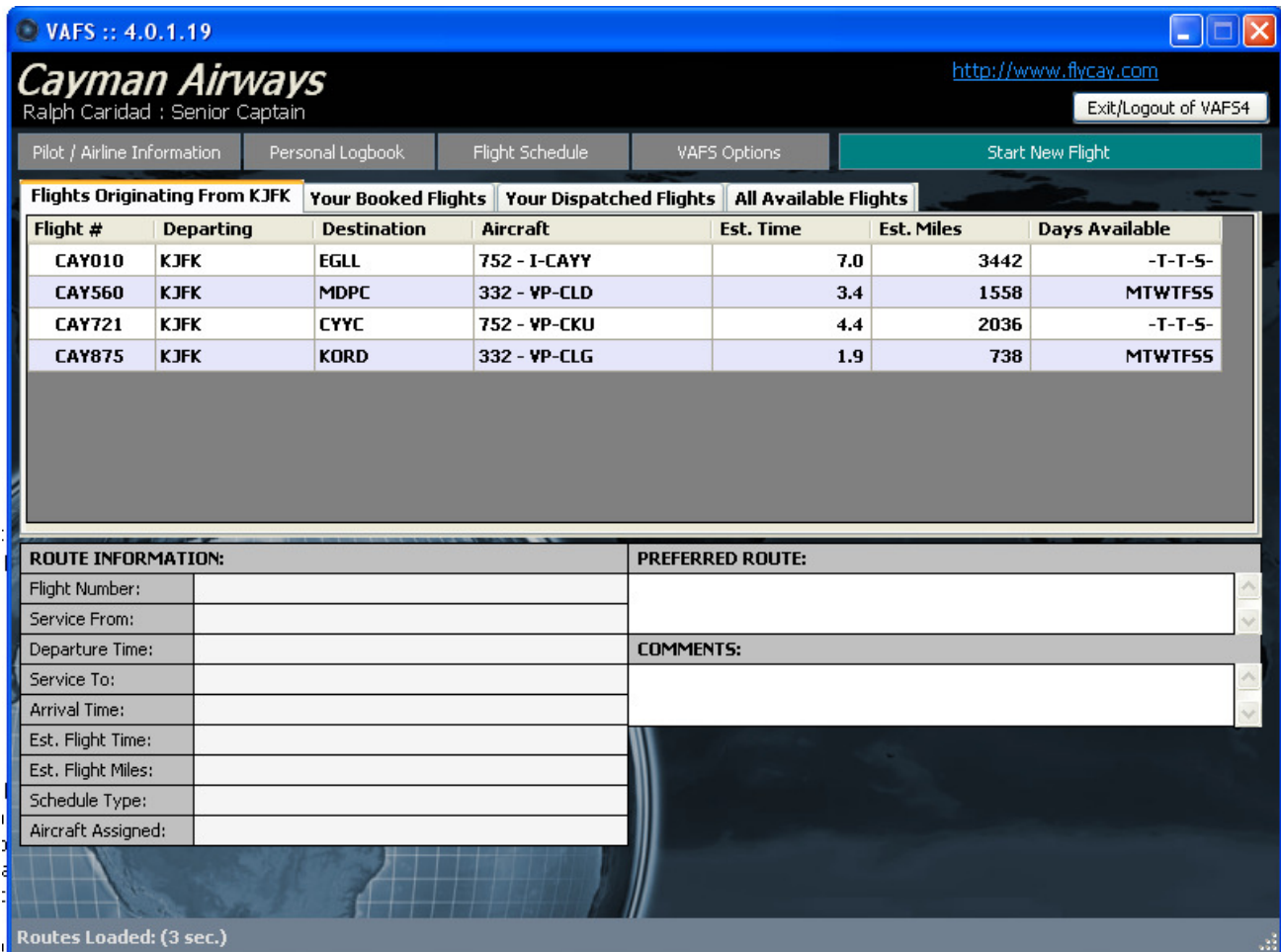


| ID | Type | Description | Date | Amount |
|-------|---------|---------------------------------|-----------|---------|
| 94706 | Deposit | Pilot Pay For Flight#: CAY679 | 7/1/2009 | 2550.00 |
| 86620 | Deposit | Pilot Pay For Flight#: CAY EPIC | 6/26/2009 | 5100.00 |
| 86346 | Deposit | Pilot Pay For Flight#: CAY042 | 6/26/2009 | 7350.00 |
| 85321 | Deposit | Pilot Pay For Flight#: CAY5405 | 6/25/2009 | 750.00 |
| 85269 | Deposit | Pilot Pay For Flight#: CAY5401 | 6/25/2009 | 750.00 |
| 85188 | Deposit | Pilot Pay For Flight#: CAY5403 | 6/25/2009 | 750.00 |
| 85124 | Deposit | Pilot Pay For Flight#: CAY5402 | 6/25/2009 | 900.00 |
| 85065 | Deposit | Pilot Pay For Flight#: CAY5400 | 6/25/2009 | 750.00 |
| 83909 | Deposit | Pilot Pay For Flight#: CAY604 | 6/24/2009 | 1200.00 |
| 83522 | Deposit | Pilot Pay For Flight#: CAY551 | 6/23/2009 | 900.00 |

Thirdly – Preparing A Flight

Next click "**Start New Flight**"

Now, something that we have done is that pilots do not have to fly from their last destination. This means that if you fly from MWCR-KMIA, your next flight does not necessarily have to originate from KMIA. VAFS will automatically assume that you want to depart the last airport you flew into. This is your option.



The screenshot shows the VAFS 4.0.1.19 web application interface. At the top, it displays the user's name "Ralph Caridad : Senior Captain" and the URL "http://www.flycay.com". There is an "Exit/Logout of VAFS4" button. Below this are navigation tabs: "Pilot / Airline Information", "Personal Logbook", "Flight Schedule", "VAFS Options", and a highlighted "Start New Flight" button.

The main content area is titled "Flights Originating From KJFK" and contains a table with the following data:

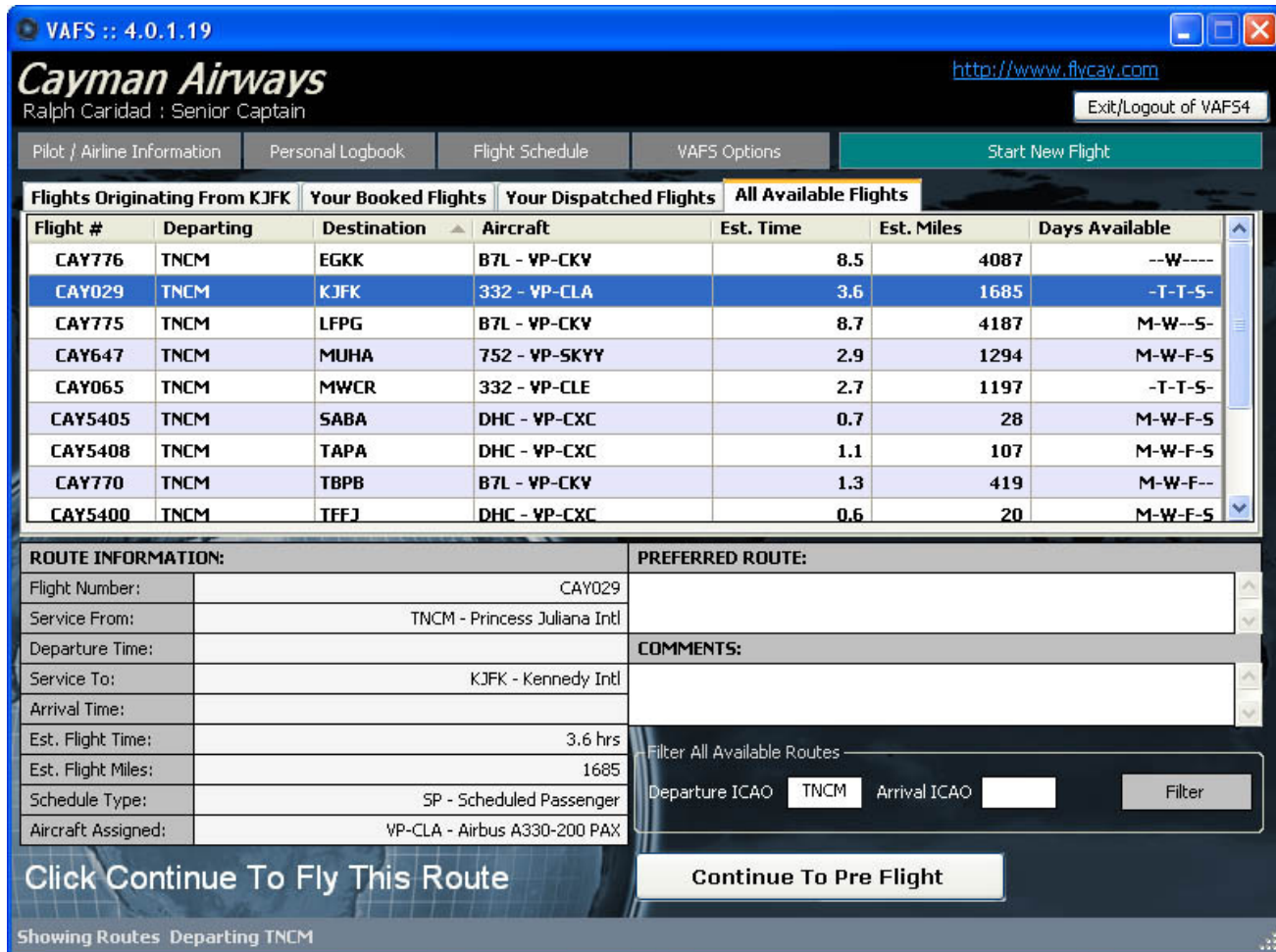
| Flight # | Departing | Destination | Aircraft | Est. Time | Est. Miles | Days Available |
|----------|-----------|-------------|--------------|-----------|------------|----------------|
| CAY010 | KJFK | EGLL | 752 - I-CAYY | 7.0 | 3442 | -T-T-S- |
| CAY560 | KJFK | MDPC | 332 - VP-CLD | 3.4 | 1558 | MTWTFSS |
| CAY721 | KJFK | CYYC | 752 - VP-CKU | 4.4 | 2036 | -T-T-S- |
| CAY875 | KJFK | KORD | 332 - VP-CLG | 1.9 | 738 | MTWTFSS |

Below the table, there are two sections: "ROUTE INFORMATION:" and "PREFERRED ROUTE:". The "ROUTE INFORMATION:" section includes fields for Flight Number, Service From, Departure Time, Service To, Arrival Time, Est. Flight Time, Est. Flight Miles, Schedule Type, and Aircraft Assigned. The "PREFERRED ROUTE:" section is currently empty. There is also a "COMMENTS:" section with a text area.

At the bottom left, it says "Routes Loaded: (3 sec.)".

Keep in mind that not all flights are flown everyday. To fly any route in our schedule, click on the “All Available Flights” tab and enter your departure ICAO and/or your destination ICAO or both.

Example:



The screenshot shows the VAFS 4.0.1.19 interface. At the top, it displays the user's name 'Ralph Caridad : Senior Captain' and the website 'http://www.flycay.com'. Below this is a navigation bar with tabs for 'Pilot / Airline Information', 'Personal Logbook', 'Flight Schedule', 'VAFS Options', and 'Start New Flight'. The 'All Available Flights' tab is selected, showing a table of flight options.

| Flight # | Departing | Destination | Aircraft | Est. Time | Est. Miles | Days Available |
|----------|-----------|-------------|---------------|-----------|------------|----------------|
| CAY776 | TNCM | EGKK | B7L - VP-CKV | 8.5 | 4087 | --W---- |
| CAY029 | TNCM | KJFK | 332 - VP-CLA | 3.6 | 1685 | -T-T-S- |
| CAY775 | TNCM | LFPG | B7L - VP-CKV | 8.7 | 4187 | M-W--S- |
| CAY647 | TNCM | MUHA | 752 - VP-SKYY | 2.9 | 1294 | M-W-F-S |
| CAY065 | TNCM | MWCR | 332 - VP-CLE | 2.7 | 1197 | -T-T-S- |
| CAY5405 | TNCM | SABA | DHC - VP-CXC | 0.7 | 28 | M-W-F-S |
| CAY5408 | TNCM | TAPA | DHC - VP-CXC | 1.1 | 107 | M-W-F-S |
| CAY770 | TNCM | TBPB | B7L - VP-CKV | 1.3 | 419 | M-W-F-- |
| CAY5400 | TNCM | TFEJ | DHC - VP-CXC | 0.6 | 20 | M-W-F-S |

Below the table, the 'ROUTE INFORMATION' section for flight CAY029 is displayed:

- Flight Number: CAY029
- Service From: TNCM - Princess Juliana Intl
- Departure Time:
- Service To: KJFK - Kennedy Intl
- Arrival Time:
- Est. Flight Time: 3.6 hrs
- Est. Flight Miles: 1685
- Schedule Type: SP - Scheduled Passenger
- Aircraft Assigned: VP-CLA - Airbus A330-200 PAX

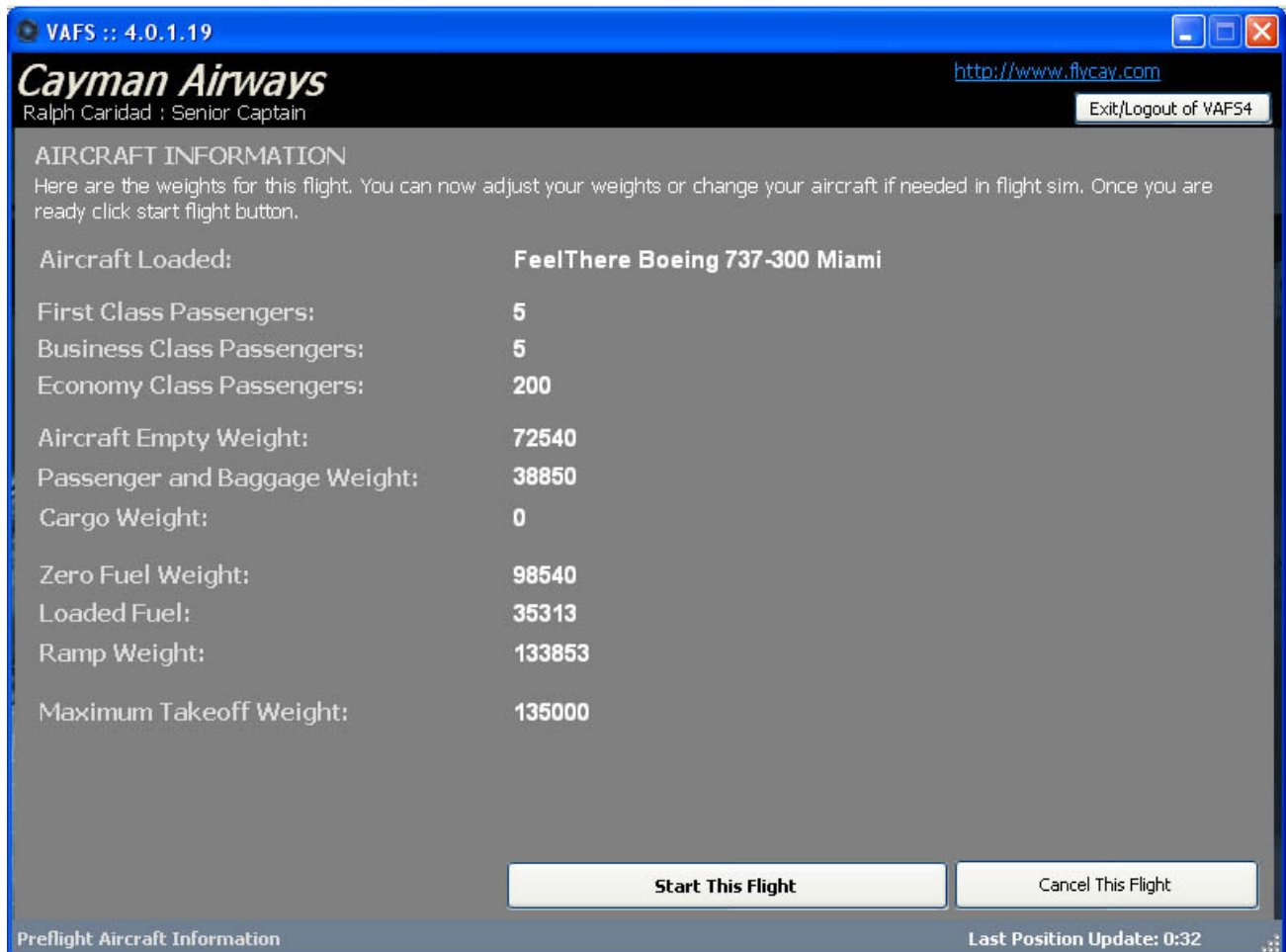
The 'PREFERRED ROUTE' and 'COMMENTS' sections are currently empty. At the bottom, there is a 'Filter All Available Routes' section with input fields for 'Departure ICAO' (set to TNCM) and 'Arrival ICAO', along with a 'Filter' button. A large button labeled 'Continue To Pre Flight' is also visible.

The lower left hand corner will show you the status of your flight. Keep an eye here for errors generated by VAFS.

Fourth – Starting a Flight

Once you chosen your flight, click on “Continue to Pre-Flight”. This will bring you to the pre-flight screen. This screen will show you the preferred route by FlyCay and all other pertinent information for your particular flight including weather information for both airfields, seats available for flight, and your estimated flight time. Be sure to pick the correct flight for the aircraft you want to fly. Some routes incorporate the use of different aircraft. Choose the one that you elect to fly. Once VAFS detects

that FLIGHT SIM was detected, your AIRCRAFT IS READY TO FLY, and your AIRCRAFT IS AT DEPARTURE LOCATION, click on “Continue to Pre-Flight” one more time. The final screen will inform you of the amount of passengers and aircraft weight. Your last step is to click on “Start This Flight”.



VAFS :: 4.0.1.19

Cayman Airways
Ralph Caridad : Senior Captain

<http://www.flycay.com> Exit/Logout of VAFS4

AIRCRAFT INFORMATION
Here are the weights for this flight. You can now adjust your weights or change your aircraft if needed in flight sim. Once you are ready click start flight button.

| | |
|-------------------------------|---------------------------------------|
| Aircraft Loaded: | FeelThere Boeing 737-300 Miami |
| First Class Passengers: | 5 |
| Business Class Passengers: | 5 |
| Economy Class Passengers: | 200 |
| Aircraft Empty Weight: | 72540 |
| Passenger and Baggage Weight: | 38850 |
| Cargo Weight: | 0 |
| Zero Fuel Weight: | 98540 |
| Loaded Fuel: | 35313 |
| Ramp Weight: | 133853 |
| Maximum Takeoff Weight: | 135000 |

Start This Flight **Cancel This Flight**

Preflight Aircraft Information Last Position Update: 0:32

Keep in mind, once you click on “Start This Flight”, VAFS will shut down you aircraft. Once both engines are started, the tracking of your flight will begin. To save on time, do not start engine number 2 until you have been cleared by ATC to pushback. Long taxi times will add to your flight time.

Fifth – En-Route

Minimize your Flight Simulator.

VAFS will change to a progress screen; your flight will appear on our main page under the

"Flight Map" tab, where others can monitor your progress, as well as their own. VAFS will keep rate your flight as it progresses. There are certain items VAFS will reward you as well as penalize you for.

Penalties

- Flaps were extended beyond 280 knots some damage has occurred (-)
- Flaps were extended beyond 300 knots some damage has occurred (-)
- Gear were extended beyond 250 knots some damage has occurred(-)
- Passengers were annoyed and scared at your excessive bank angle during flight (-)
- Passengers were frightened by your excessive G Forces (-)
- You arrived too early which cause your airline gate conflicts (-)
- Showing up late to a airport. (-)

Bonuses

- Passengers are pleased for a good departure in bad weather (+)
- Passengers are pleased for a good landing in bad weather (+)
- You arrived early which the passengers appreciated (+)
- Your flight arrived on time (0)

Lastly

When your flight is complete, and you are at the gate, engines shut down, engage your parking brake, minimize FS, look at VAFS and it should say "Upload Flights". Simply upload your VAFS flight and your flight will be uploaded, and update our pilot roster with your latest details.

